

SPECIFICATION

EN60439-1:1994
 MATERIAL: ZINTEC SHEET STEEL TO BS EN 10152:1994
 SEGREGATION: FORM 4
 INGRESS PROTECTION: I.P. 54
 CONSTRUCTION: WELDED OUTER FRAME UNITS, DISHED COVERS & DOORS WITH FULLY WELDED CORNERS & EARTH STUD.
 COMPARTMENTS: INTERCHANGEABLE INSERTS WHITE INSIDE OR AS EXTERNAL COLOUR
 PLINTH: ROLLED STEEL CHANNEL
 PAINT FINISH: ANY STOCK BS4800 OR RAL SEMI GLOSS

KATTA™

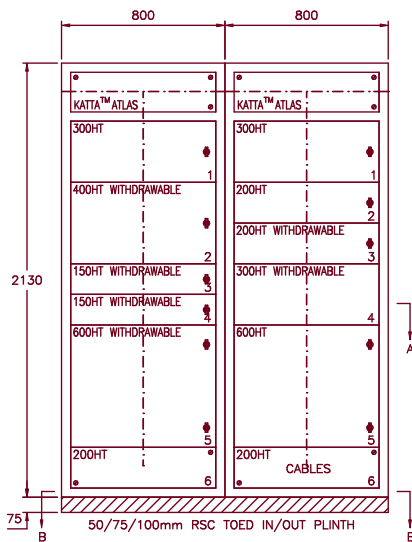
NEW DESIGN INNOVATION FEATURES:

- ① VERTICAL CONTROL INTER WIRING STEEL TRUNKING
- ② HORIZONTAL TRUNKING MOUNTING FACILITY
- ③ INTEGRATED EARTH BONDING FACILITY FOR INSERT COMPARTMENTS WITH EARTH DROPPER BUSBAR

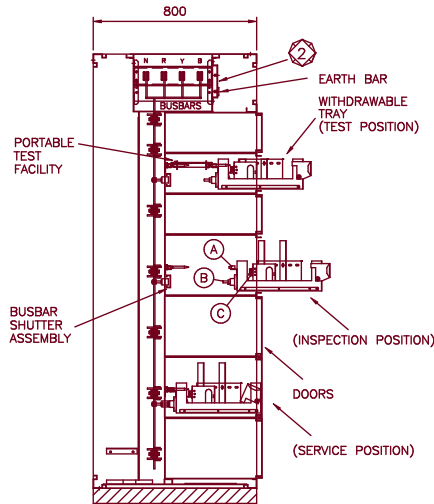
WITHDRAWABLE RA APPLICATION PROFILE

CABLE ACCESS: REAR
 CABLE ENTRY: TOP OR BOTTOM
 STARTER TYPE: WITHDRAWABLE OR FIXED PATTERN MIXED AS REQ.
 SHARED DROPPERS: NO

TYPICAL FRONT VIEW

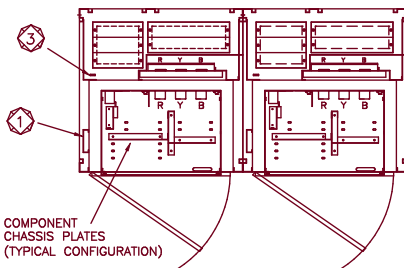


TYPICAL SECTIONAL VIEW SHOWING POSSIBLE TRAY POSITIONS



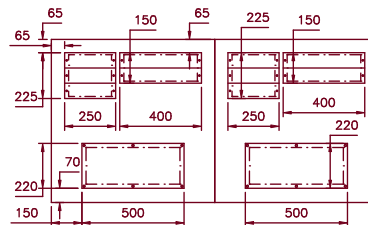
A - AUX. CONNECTIONS (3 x 10 WAY MAXIMUM)
 B - INCOMING POWER (130 OR 300A) 3 POLE ONLY
 C - OUTGOING POWER (RATED TO SUIT)

SECTION A-A

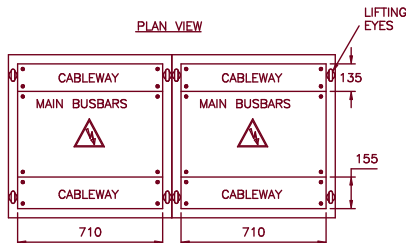


COMPONENT CHASSIS PLATES (TYPICAL CONFIGURATION)

SECTION B-B



PLAN VIEW



STANDARD BUSBAR / ENCLOSURE OPTIONS

BUSBAR SYSTEM	BUSBAR RATINGS	No. OF BARS PER PHASE	ENCLOSURE SIZES
K ⁵⁰ ATTA™	50KA FOR 1 SECOND 1200A - 2000A HORIZONTAL 800A DROPPERS	2 1	2130mm HIGH 800mm DEEP
PLAIN OR TINNED HDHC COPPER AS REQUIRED SECONDARY BUSBAR SHROUding ALSO AVAILABLE (OTHER CONFIGURATIONS AVAILABLE UPON REQUEST)			

Rolla

Atlas Mill Road, Brighouse
 West Yorkshire, England, HD6 1ET
 Telephone: (01484) 710226
 Fax: (01484) 718608
 Email - sales@rolla.co.uk
 Website - www.rolla.co.uk



TITLE

REAR ACCESS
 FULLY WITHDRAWABLE
 MCC DATA SHEET

DRAWN	DATE	DRAWING NUMBER
ML	MAY 2002	KATTA 004